


## Images

View Quiet Tread images – showcasing acoustic testing images, shop installation, and final install.

### FINAL INSTALL



Applied to both stair and landing



Shop applied to new landing, with primer



Can be applied to existing stairs and landings

## Images

View Quiet Tread images – showcasing acoustic testing images, shop installation, and final install.

### INSTALLATION



Shop applied to bottom of new metal plate stairs



Using a commercial-grade vinyl roller



Shop applied to bottom of new metal landing




Painted with shop primer and ready for final color

## Images

View Quiet Tread images – showcasing acoustic testing images, shop installation, and final install.

### ASTM ACOUSTIC SOUND TESTING



# Images

View Quiet Tread images – showcasing acoustic testing images, shop installation, and final install.


## ASTM ACOUSTIC SOUND TESTING



Stair only sound testing



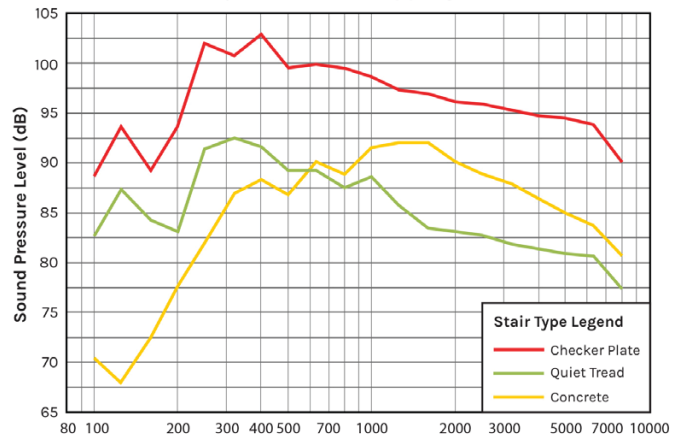
Landing only sound testing



Both stair and landing sound testing

## STAIR SOUND COMPARISON

Steady Noise From Tapping Machine



Testing results